

Protective dispersion Extra RM 782

Care treatment




⚠ WARNING

These are only brief instructions! Please read the product information and observe the safety information on the product label prior to using the detergent. Follow the dosing instructions on the product label.

The non-compliance with the safety information can cause damage to the object to be cleaned and risks for the environment, the user and other persons.

Preparation


1



- A Deep clean the floor covering, check the pH-value. Nominal value: 7 - 8.5.
- B Mask surfaces that are not to be treated. Hold work materials available.
- C Carefully tilt the coating prior to use, do not shake.

Coating

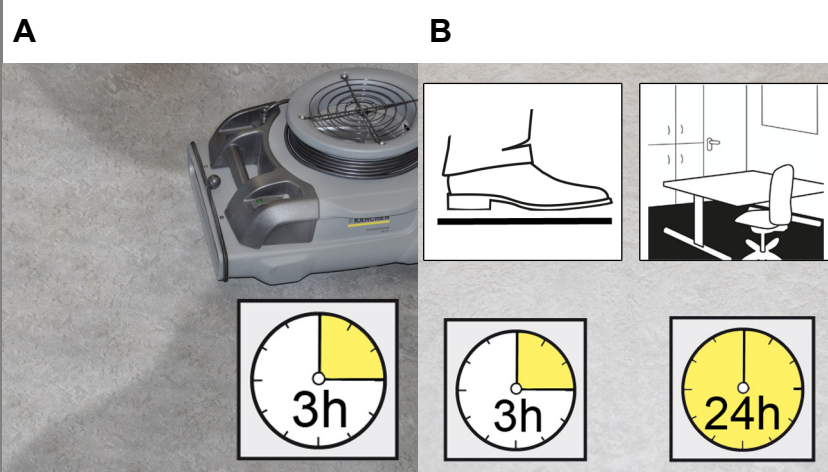
2



- A Apply the undiluted product (approx. 25-45 ml/m², depending on the floor covering) to the floor covering. Work in sections of max. 10 m².
- B Spread the protective dispersion swiftly in thin layers and overlapping paths towards the door.
- C Allow the care film applied to dry completely, do not step on the surface (approx. 30 minutes, depending on the indoor climate).
- D After it has dried completely, apply a second layer. Depending on the floor covering 20 - 30 ml/m².

Curing

3



- A If necessary, set up a drying fan. Drying time without drying fan at least 3 hours.
- B Ready to walk on after 3 hours.
Resilient after approx. 24 hours.
Completely cured after approx. 2 weeks.

Note

The drying times depend on the indoor climate.

Polishing (optional)

4

A



A If desired, polish the floor covering after curing.

Clean accessories immediately after use.